



Dell™ Statistica™ 13.2

Release Notes

September 2016

These release notes provide information about the Dell™ Statistica™ 13.2 release.

Topics:

Dell™ Statistica™ 13.2

About 13.2 Release

- New Analytic Bundles
- Deprecated Features

New features

- All Products
- Statistica Advanced
- Statistica Industrial Statistics
- Statistica Rules Builder
- Statistica Enterprise Small Business Edition or Enterprise Server

Resolved Issues

Known Issues

System Requirements

- Statistica Single User or Client Workstation
- Statistica Enterprise Server Database Sizing
- Statistica Enterprise Server
- Statistica Live Score
- Statistica Monitoring and Alerting Server (MAS)
- Statistica Enterprise Server Web Server
- Statistica Visualization Server
- Upgrade and Compatibility

Product Licensing

Installation Instructions

More Resources

Globalization

About Dell

Contacting Dell

Technical Support Resources

About 13.2 Release

Statistica 13.2 is a minor release with new features and functionality.

Statistica is a flexible analytics system, which allows users to create analytic workflows that are packaged and published to business users. Users also interactively explore and visualize problems.

Users can also create and deploy statistical, predictive, data mining, machine learning, forecasting, optimization, and text analytic models.

Organizations gain the ability to manage the entire analytical lifecycle, data aggregation and preparation, data visualization and discovery, model creation, model deployment, and model monitoring, with the Statistica Enterprise Server. In addition, this product line provides governance controls to work within regulated environments.

New Analytic Bundles

We have restructured our analytic products (bundles). New customers are currently purchasing the new analytic bundles, which comprise Professional, Expert Manufacturing, and Expert Data Science and Enterprise. Over the next year, existing customers will migrate to these new analytics bundles as they purchase new term licenses or renew their maintenance on their perpetual licenses.

To help with this transition, the release notes will contain the old analytic bundle names. Customers who own the new bundles will need to review the following table before reading the release notes. It maps the old bundles (Statistica Advanced), which have new features, to the new bundles (Statistica Professional).

Table 1 New Bundles

	Statistica Professional	Statistica Expert Manufacturing	Statistica Expert Data Science	Statistica Enterprise
Statistica Advanced	x	x	x	x
Statistica Industrial Statistics	x	x	x	x
Statistica Rules Builder		x	x	x
Statistica Enterprise Small Business Edition or Statistica Enterprise Server		add-on	add-on	add-on

Deprecated Features

The features in the following list are no longer supported, starting with Statistica 13.1. Customers under maintenance who need time to transition to a replacement product may request licensing for deprecated products until August 31, 2017 for everything except Statistica Scorecard.

Table 2 Deprecated Features

Product	Change
Statistica Small Business Edition	Customers with this product will receive the replacement product Statistica Enterprise Server.
Desktop Data Entry (SDAT)	Customers with this product will receive the replacement product Statistica Data entry Server. Desktop Data Entry, which is started from the Statistica application, is an add-on module for the Statistica Enterprise Server product. The last version containing the Desktop Data Entry product is 13.1.

Product	Change
In-database Analytics	Starting with 13.1, this feature's licensing will change. Customers under maintenance who own Statistica Data Miner 13.0 plus Statistica Enterprise Server will be migrated to the new licensing. The feature will be licensed with the Statistica Enterprise Analytics Bundle and Statistica Enterprise Server.
Statistica core licensing	Performance will no longer be limited for the client application by cores.
Automatic Data Collection	This tool does not have a replacement product.
Statistica Scorecard	Customers should email info@scorecard.solutions to purchase Scorecard. Dell Statistica no longer sells this product.

New features

All Products

- Workspaces now have Designer View and User View. You will see these buttons on the workspace's toolbar and on the Edit ribbon bar. The Designer View allows the workspace creator to control which options can be seen/changed, default values, required/optional. Select the Edit → Enable User View ribbon bar so that the limited user view is displayed when double clicking on nodes.
- When users select Home → New → Workspace ribbon bar, they will be asked to select a template. A template may contain a subset of nodes for a specific problem, and/or the limited user view may be turned on. Workspace templates for common tasks can be created and saved in C:\Program Files\Dell\Statistica 13\DataMiner\Templates.
- Workspaces can now be protected so that no one can open them, and they become a "black box." Select the Edit → Publish Protected ribbon bar. These protected workspaces can be executed from the Execute External Workspace node.
- A new node was added to set case states on spreadsheets. The node is located in Data → Cases → Set Case States ribbon bar. The user can color code cases, hide rows from graphs and include with an analysis, exclude data rows from analyses, and include in graphs.
- The Write Spreadsheet to Database node can now write into Access, MySQL, Oracle, PostgreSQL, SQL Server, SQL Server PDW and Teradata.
- New nodes with added integration with Algorithmia and Apverta app marketplaces are located on the Big Data Analytics ribbon bar.
- Users can now create Code Nodes for R, Python, SVB and C#. These nodes have a designer view and user view. Look at the bottom of the Code Node for << or >> to switch between these two views.

Statistica Advanced

- Design size increased to 2,000 predictors for main effects models for General Linear Models, Generalized Linear/Nonlinear Models and General Regression Models modules.
- Multiple Correspondence Analysis (MCA) provides users with the ability to explore the connections between rows of data and categorical variables. This functionality was enhanced to deal with larger datasets.

Statistica Industrial Statistics

- The new Bayesian nodes added on the Statistics → DOE ribbon bar enable users to locate regions within the design space with a high probability of meeting certain quality standards. These nodes were tested and validated with R 3.2.1. R must be installed for these nodes to function.
- The By Group functionality for Attribute Charts has a new option to select a Sample Label variable. This option was already available in Statistics → QC Charts ribbon bar, and the only change is in the interactive Batch By Group rather than in the node. To see this functionality:
 - Open a spreadsheet.
 - Select Statistics → Batch By Group ribbon bar.
 - Select Industrial Statistics and Six Sigma → Quality Control Charts → Attribute Charts (C, U, Np, p).
 - Select the Variables button and chose a Sample Label for the X-Axis.

Statistica Rules Builder

Trace XML can be generated using the option in "Rules" when running/executing a workspace in Interactive mode. The ImportRules tag now contains the following version information for a rule:

- Latest_revision_date
- latest_revision
- Approved_revision

Statistica Enterprise Small Business Edition or Enterprise Server

- The new caching option decreases the amount of time needed to open/close/edit workspaces and other objects stored in Enterprise Manager when it is used with the Statistica Document Management System. This performance improvement is useful for designing complex workspaces. The new enable caching option can be found in the Enterprise Manager application on the System Options → SDMS Integration property page.
- As mentioned above, workspaces now have Designer View and User View.
 - Users designing a workspace will work in the Statistica application and then deploy the workspace to Enterprise.
 - Citizen data scientists will then log into [http://\[server-name\]/webstatistica](http://[server-name]/webstatistica) and execute the workspace. They will see one tab per visible node. After selecting variables, graph types, statistics, etc., the user then executes the workspace to see the results.
- As mentioned above, workspace templates can now be saved in Enterprise Manager. The location of the template folder in the Enterprise Manager application is set in System Options → Miscellaneous property page.
- As mentioned above, workspaces can now be protected. If a customer owns Statistica Enterprise licensing they can publish these protected workspaces to Enterprise Manager. These workspaces can only be executed by the Execute External Workspace node.
- Defining the inputs and outputs for the Execute External Workspace has been made simpler:
 - Open any example workspace and right click on the data node. The popup menu has two new options: Input Node or Output Node. Select the Input Node option.
 - Right click on a node that generates results, and select the Output Node option.
 - Create a new workspace and add the Execute External Workspace.
 - Double click to open the node. A new checkbox to use the defined input/output node displays.

- SQL Criteria can be commented out in the Ad hoc analysis node.

Data Entry Server

- Creating Data Entry Setups, and Labels and Characteristics has now been made easier. These objects can be bulk exported into an Excel spreadsheet. These objects can also be bulk created via the import process. This new functionality is available in the Statistica application on the Enterprise ribbon bar.
- Automatic labels now support calculated formulas.

Live Score Server

- Cross-Origin Request Sharing (CORS) is now supported.

Monitoring and Alerting Server

- Calculated variables are now supported for the alerting dashboards.

Network Analytics Server

Network Analysis is sold with the new Enterprise Analytic Bundle and Statistica Enterprise Server. As this version is a beta release of the product, see Known Issues below. The improved user interface and new features offer a better Network Analytics experience:

- Convert data sources to networks.
- Drill-down and visualize the network, based on filtering conditions, to visualize the actors and edges of interest.
- Score the network and writeback the score to the database to score newly added data to the network.
- Create a workspace node to score, cluster, and perform anomaly detection for the network and use the data downstream.

Resolved Issues

The following is a list of issues addressed in this release:

Table 2 Resolved issues

Resolved Issue	Issue ID	Category
Category title's font, font size and color for Categorized Graphs can be edited.	92767	Graphs
Outlying observations downstream spreadsheet now identifies the batch.	103976	Stability and shelf life analysis
New checkbox named <i>Graph Objects</i> on View menu added. When a tree graph is open, select this option to always display statistics when hovering mouse over a tree node.	105436	Regression Tree Models
SQL Server data types (varbinary, image, hierarchyid) were incorrectly displayed when <i>Explore Data</i> button selected on a Data Configuration. Now correct.	106201	Enterprise Manager
<i>Test Connection</i> button to dialogs for creating new ADO.NET data connections added.	106633	General
WebStatistica no longer displays blank in timestamp variable when selecting <i>View Statistica Server Spread Editor</i> through a data configuration.	106709	Statistica Server
Automatic labels now supports date/time label.	106805	Data entry Server
Spreadsheet's default cache size changed to 2048 KB for 64-bit installations.	106813	Spreadsheet
In-Database Lasso Multiple Regression works with 500 variables dataset on Apache Hive.	106833	In-database analytics
Left join now works with Query Spreadsheet node: Issue started in Statistica 13.0.	106918	Statistica Query
CSV import can handle over 150,000 variables.	106945	Spreadsheet
Cases with missing values for the split variable are now classified in the non-terminal node.	106969	Regression Tree Models
Nodes can now select variables that use “ ” in the variable name.	106988	Workspace
Python nodes can now be created on Japanese OS.	107046	Code Node
ETL node runs on Citrix server.	107079	Workspace
Upper boundary option for Histograms now uses regional settings.	107100	Graphs
The option “mark subset” in the Scatterplot node works correctly, issue started in Statistica 13.1	107193	Workspace
DTDATEDIFF formula auto calculates when leaving field on web form.	107282	Data entry Server
Performance in creating new objects for large metadata databases is improved.	107396	Enterprise Manager
Stacked graph, for a data series containing missing data, correctly display.	107563	Graphs
Formula DTNOW-[Date Variable Name] returns an Integer value.	107713	Spreadsheet

Known Issues

The following list of issues were known to exist at the time of release, and includes those attributed to third-party products:

Table 3 Known issues

Known issue

Issue ID

The Python node looks for any installations of Python that are present in the PATH environment variable, and displays those as available Python environments. Once you have created a Python node with any version of Python, save it, then send it to someone else, that user must use the same version of Python or they will get an error message at runtime.

Recommended versions of Python include 3.5.1 and 2.7.11. Also recommended is Panda 0.18.1 for the extension functions. The comtypes module is required for Python integration.

1. When the Python node is run, sometimes an “unexpected error loading Statistica library...” may be encountered, due to issues with the comtypes library. Clearing temporary file cache and comtypes file cache should resolve the issue.
2. With a small fraction of Statistica datasets, the extensions ActiveDataSet, spreadsheet, and RouteOutput do not function properly. Exporting and importing via CSV is a possible workaround for such datasets.

106673

While Network Analytics was designed to manage and analyze multi-modal networks with more than one actor class (to analyze airport arrival/departure data with Actor Classes Flight Origin, Flight Destination, and Airline), the ETL process for converting data stored in relational databases or text files into network graph representations is complex. Networks with one or two Actor Classes are easily specified as Edge Lists; however, higher numbers of Actor Classes require careful data preparation. At the present time, we recommend that you contact Statistica for advice and guidance for addressing analytic requirements requiring more than two Actor Classes.

NW1

To avoid ambiguities with Network Analytics, we recommend importing graph network data (edge lists) only when the Relationships contain no duplicates.

NW2c

Network Analytics Properties (weights) for Relationships in a uni-modal Edge list can be defined, but *not* Properties of Actors; consider:

1 Origin Airport	2 Destination Airport	3 Property
ORD	ABE	1
ORD	ABQ	2
ORD	TUL	3

In this case of a uni-modal network (all Actors are Airports), we are not guaranteed that the a *Property* value - if arbitrarily assigned to the Actor (Airport) in the first column -- will be assigned to *every* Actor (Airport). This can happen when an Actor (Airport) *only* appears in the second column as a *Destination Airport* but never in the first column as an *Origin Airport*.

NW3

When clustering, Network Analytics for multimode networks displays a simplified solution of the network. This displays only the main

NW4

connections between actors. The same simplified display also occurs with Anomaly Detection.

System Requirements

Before installing or upgrading to Statistica 13.2, ensure that your system meets the following minimum hardware and software requirements.

We recommend the 64-bit version of Statistica with 64-bit processor and operating system. If the 32-bit version of Statistica must be used, we recommend running it in a 64-bit environment for better performance.

Statistica Single User or Client Workstation

Table 4 Minimum hardware requirements for standard client configuration

Requirement	Details
Processor	500 MHz, 32-bit version of Statistica requires processor support for the SSE2 instruction set
Memory	4 GB RAM
Hard disk space for installation	10 GB
Minimum Scratch/Temporary Disk Space	50 GB recommended per user
Operating system	Microsoft Windows™ Vista

Table 5 Recommended hardware requirements for standard client configuration

Requirement	Details
Processor	2.0 GHz, 64-bit, quad core or more
Memory	4 GB RAM or more
Hard disk space for installation	10 GB
Minimum Scratch/Temporary Disk Space	50 GB recommended per user
Operating system	Microsoft Windows™ 8 or above

Table 6 Recommended hardware requirements for advanced analytics configuration, including Data Mining applications

Requirement	Details
Processor	2.0 GHz, 64-bit, quad core or more
Memory	8 GB RAM or more
Hard disk space for installation	10 GB
Minimum Scratch/Temporary Disk Space	50 GB recommended per user
Operating system	Microsoft Windows™ 8 or above



NOTE: The optional advanced hardware graphics support for transparency requires:

- Windows 7 or Windows Vista SP2 with the “Platform Upgrade” system update
- A graphics card that supports Direct2D

Statistica Enterprise Server Database Sizing

Statistica Enterprise Server requires deployment of a metadata database schema on an ODBC compliant database. Most commonly, it will be deployed on the existing customer DBMS infrastructure, such as Oracle or SQL Server. The system can also deploy SQL Server Express. It supports other DBMS systems as well.

Customers who own Statistica Enterprise Server also own licensing for the Statistica Document Management Server (SDMS) for managing version and approval history. Installing SDMS is optional, and it has a separate database schema, which is usually deployed to the same DBMS system where the metadata database has been deployed.

The database sizing requirements vary on usage. The actual metadata describing the Statistica objects is small, but the tablespace can be used to store reports and files (Excel, scripts) within the database (stored as BLOBs), which can increase the overall size.

Table 7 Recommended metadata schema database sizing

Requirement	Details
Initial tablespace	1 GB, grow 1 GB intervals
If explicit cap required	100 GB but may need to grow over time

The Statistica Document Management Server schema contains only metadata about the individual document storage. The document storage is kept outside the database; therefore, SDMS tablespace requirements are small.

Table 8 Recommended SDMS schema database sizing

Requirement	Details
Initial tablespace	100 MB
Network Bandwidth	100 MBits/s or faster
Operating system	Microsoft Windows™ Server 2012 or later

Statistica Enterprise Server

We recommend that Statistica Enterprise software be run on a server dedicated to Statistica Enterprise Server, the Statistica Enterprise Server Web Server, the Statistica License Manager, and the Statistica Document Management Server (SDMS), independent from any other application software.

The Statistica Enterprise Server is an analytic engine. Statistica Enterprise Server application files are stored and Statistica Enterprise Server scripts are executed here.

In most cases, the Statistica Enterprise Server will also run the Statistica Enterprise Server Web Server, the Statistica Document Management server (if applicable), and the Statistica License Manager, which is required for all concurrently licensed products.

This server may be referred to as the Statistica Enterprise Application Server or Statistica Server.

Table 9 Minimum hardware requirements

Requirement	Details
Processor	1 GHz, 32-bit version of Statistica requires processor support for the SSE2 instruction set
Memory	4 GB RAM

Requirement	Details
Hard disk space for installation	10 GB
Scratch / Temporary Disk Space	50 GB or more
Network Bandwidth	100 MBits/s or faster
Operating system	Microsoft Windows™ Server 2008 R2

Table 10 Recommended hardware requirements

Requirement	Details
Processor	2.0 GHz, 64-bit, quad core or more
Memory	8 GB RAM
Hard disk space for installation	10 GB
Scratch / Temporary Disk Space	100 GB or more
Network Bandwidth	100 MBits/s or faster
Operating system	Microsoft Windows™ Server 2012 or later

Table 11 Software requirement

Requirement	Details
Microsoft Internet Information Server (IIS)	Installed and configured to run ISAPI and CGI applications

NOTE: System Requirements are based on an average size implementation.

These requirements apply to the Statistica Enterprise Server Web Server, Statistica License Manager, and SDMS server (if applicable). If any of these are to be run on a separate server, refer to their specific System Requirements documents.

Statistica Live Score

We recommend that Statistica Live Score software be run on a server dedicated to Statistica Live Score, independent from any other application software. This is a transaction server.

The Statistica Live Score Server is the analytic engine that receives and executes the scoring/WebService (SOAP) calls for Statistica Live Score.

Table 12 Minimum hardware requirements

Requirement	Details
Processor	1 GHz, 32-bit version of Statistica requires processor support for the SSE2 instruction set
Memory	4 GB RAM
Hard disk space for installation	10 GB
Scratch / Temporary Disk Space	50 GB or more
Network Bandwidth	100 MBits/s or faster
Operating system	Microsoft Windows™ Server 2008 R2

Table 13 Recommended hardware requirements

Requirement	Details
Processor	2.0 GHz, 64-bit, quad core or more
Memory	8 GB RAM
Hard disk space for installation	10 GB
Scratch / Temporary Disk Space	100 GB or more
Network Bandwidth	100 MBits/s or faster
Operating system	Microsoft Windows™ Server 20 or later

NOTE: System Requirements are based on an average size implementation. Statistica Live Score applications often benefit from additional cores, depending on how many simultaneous requests are expected.

The Statistica Live Score is part of the Statistica Enterprise system. Installation of the Statistica Server Application Server must occur prior to the installation of the Live Score Server.

Statistica Monitoring and Alerting Server (MAS)

We recommend that Statistica MAS software be run on a server dedicated to Statistica MAS, independent from any other application software. Users will log onto a web browser to review the red light, yellow light, green light alerts. Alerts can also be configured to be sent by email.

Table 14 Minimum hardware requirements

Requirement	Details
Processor	1 GHz, 32-bit version of Statistica requires processor support for the SSE2 instruction set
Memory	4 GB RAM
Hard disk space for installation	10 GB
Scratch / Temporary Disk Space	50 GB or more
Network Bandwidth	100 MBits/s or faster
Operating system	Microsoft Windows™ Server 2008 R2

Table 15 Recommended hardware requirements

Requirement	Details
Processor	2.0 GHz, 64-bit, quad core or more, 32-bit version of Statistica requires processor support for the SSE2 instruction set
Memory	8 GB RAM
Hard disk space for installation	10 GB
Scratch / Temporary Disk Space	100 GB or more
Network Bandwidth	100 MBits/s or faster
Operating system	Microsoft Windows™ Server 2012 or later

NOTE: The Statistica MAS Server is part of the Statistica Enterprise system. Installation of the Statistica Server Application Server must occur prior to the installation of the MAS Server.

Statistica Enterprise Server Web Server

The Statistica Enterprise Server Web Server runs the web scripting language PHP, processes the web pages from the user, and sends them to the Statistica Enterprise Server Application Server.

Use the following System Requirements in the special situation where the web server portion of Statistica Enterprise Server will be installed on a separate server from the Statistica Enterprise Server Application Server.

Table 16 Minimum hardware requirements

Requirement	Details
Processor	1 GHz
Memory	2 GB RAM
Hard disk space for installation	30 MB
Network Bandwidth	100 MBits/s or faster
Operating system	Microsoft Windows™ Server 2008 R2 or later

Table 17 Recommended hardware requirements

Requirement	Details
Processor	2.0 GHz, 64-bit, quad core or more
Memory	2 GB RAM
Hard disk space	30 MB
Network Bandwidth	100 MBits/s or faster
Operating system	Microsoft Windows™ Server 2012 or later

i NOTE: In most cases, the Statistica Enterprise Server Web Server will run on the same server as the Statistica Enterprise Server Application Server. The Statistica Enterprise Server Application Server System Requirements document includes the requirements for the Statistica Enterprise Server Web Server.

Statistica Visualization Server

The Visualization Server can be deployed as either a 32 or 64-bit application. The Visualization Server can also be deployed as a 32-bit application on a 64-bit OS. The query-able cache can also be deployed as a 64-bit application, while the rest of the Visualization Server is deployed as a 32-bit application.

Typically, the choice of deployment depends on the data connectivity requirements, as only 32-bit data sources can be accessed by a 32-bit Designer / Visualization Server.

For optimal scalability and user experience, we recommend that the Visualization Server be installed on a Server environment. Although basic functionality works on desktops, such as Windows 7, 8, 10, etc., only use that setup for demo purposes.

The minimum requirement of four cores supports 25 current users. Eight cores will support 50 users, and so on.

Installation on virtualized environments

The Visualization Server can be installed on virtualized environments from various vendors, including Microsoft, VMWare, and Amazon.

Typical considerations for a virtualized deployment include:

- Storage of User Profile Content
- The Designer license, log, and configuration file stored in the user profile
- Virtualized resource specifications closely matched or exceeding that previously given for RAM, Hard Disk, CPU, etc.
- Appropriate access rights granted to open ports for inter process communication

Table 18 Supported Microsoft Windows™ operating systems either physical or virtualized

Requirement	Details
Windows Vista (with IIS 8)	For Development Environments Only
Windows 7 (with IIS 8)	For Development Environments Only
Windows 8/8.1 (with IIS 8)	For Development Environments Only
Windows 10 (with IIS 8)	For Development Environments Only
Windows Server 2008	
Windows Server 2012	

NOTE: The Visualization Server for .NET requires Microsoft .NET Framework 4.5 or above.

We recommend installing the IIS 8 web server before installing Microsoft .NET Framework 4.5. If you install the .NET Framework first, it may not register itself correctly with the server.

For optimal performance (such as dashboard responsiveness, update latency, etc.), the IIS 8 hosting the Visualization Server for .NET must have WebSockets installed and enabled.

Hardware & Data Sources

Hardware requirements are intrinsically linked to the data environment into which Designer will be deployed. Consequently, providing sizing without understanding the use case, data size, data throughput, and end client population is difficult. The following information is included as a guide, and the exact hardware requirements should be determined on a case by case basis.

Although we recommend that the customer dedicate a server to this software, it can also be installed on the Statistica Enterprise Application Server.

Additionally, the requirements for data caching can significantly change the hardware specification. Designer supports two caching layers:

- Query-able Cache
- Result set Cache

Both are used to minimize end user interaction latency when accessing underlying slow data sources. The queryable cache caches a dataset in bulk. It can then be queried without repeatedly accessing the underlying source. The result sets the cache, and caches the results of queries, which minimizes the database load. Both are optional, and can be used in conjunction with each other.

- 1 x Dual Core CPU (Hyper Threaded to 4 Cores/Threads)
- 4 GB RAM (8 GB with Windows 8+)
- 2 GB Disk (Available)
- In Memory Caching limited to 3 GB RAM by default
- Disk Caching limited to available disk space
- 64-bit Designer deployments would typically have much greater than 4 GB RAM, either for the Designer itself, or for the memory based query-able cache

Multiple servers may be deployed to support different environments (Development, Test, Staging, Production), and for high availability.

Development / Test

- 1 x Dual Core CPU (Hyper Threaded to 4 Cores/Threads)
- 8 GB RAM
- 4 GB Disk (Available)
- In Memory, Caching limited to available Server RAM.

Small Scale Deployment

- 1 x Quad Core CPU Or Equivalent (Hyper Threaded to 8 Cores/Threads)
- 16 GB RAM
- 4 GB Disk (Available)
- In Memory, Caching limited to available Server RAM

Medium Scale Deployment

- 2 x Quad Core CPU Or Equivalent (Hyper Threaded to 16 Cores/Threads)
- 32 GB RAM
- 4 GB Disk (Available)
- In Memory, Caching limited to available Server RAM

Large Scale Deployment

- 4 x Quad Core CPU Or Equivalent (Hyper Threaded to 32 Cores/Threads)
- 64 GB RAM
- 4 GB Disk (Available)
- In Memory, Caching limited to available Server RAM

Table 19 Data sources only available in 32-bit

Requirement	Details
MS Excel Streaming	
MS Access	If 32-bit MS Office is installed
SAP Sybase Aleri	
32-bit ODBC	OLEDB Drivers

Table 20 Data sources only available in 64-bit

Requirement	Details
64-bit ODBC	OLEDB Drivers
MS Access	If 64-bit MS Office is installed

32-bit applications are limited in memory to fewer than 4 GB of available RAM, which commonly equates to a maximum of between 5 to 10 million rows for a wide dataset. Typically, this limitation does not apply to the Visualization Server because:

- The underlying data repository may be disk bases.
- The underlying data repository may be running in a 64-bit process.
- The query-able cache may be running in a 64-bit process.
- Aggregated/filtered result-sets are retrieved into the Designer.
- Large datasets are caches in 1000,000 row chunks to minimize memory consumption.

- The kdb+ based query-able cache is shipped by default as a 32-bit application, and has the 4 GB data limitation.
- A 64-bit option is, of course, available, and is typically deployed on the Server, where multiple datasets are being cached in parallel.
- In the 64-bit case, the cache is not limited to memory, and the primary limitation becomes how quickly large data volumes can be retrieved as a data extract from the external data source.

The prerequisite for installation to support R data transforms and connectivity

- R
- R-serve
- Additional libraries, as required, for specific capabilities

The prerequisite to support Python data transforms and connectivity

- CPython
- Pyro 4.24 / 4.25 (Python Remote Data Objects)
- Additional modules such as Numpy, Scipy, and Pandas, as required for specific capabilities

Upgrade and Compatibility

Technical support can be contacted via <https://support.software.dell.com>.

IMPORTANT

The 32-bit version of Statistica requires processor support for the SSE2 instruction set.

If you have the new Enterprise analytic bundle with Statistica Enterprise Server installed, you must obtain a new license file (stat.lic) or request an access code. Request that Network Analytics and In-database Analytics be added via <https://support.software.dell.com/licensing-assistance>. After you apply the new licensing, you can upgrade.

Download the Statistica 13.2 Full Installation <https://support.software.dell.com/statistica/13.1/download-new-releases>.

- Customers who have Statistica 12.0.65.4 or later installed on their computers can upgrade to 13.2. The installer will ask if the customer wants to upgrade the installation. The customers must select the checkbox agreeing to upgrade the older Statistica installation.
- Customers with older versions must uninstall Statistica and then install Statistica 13.2. Contact <https://support.software.dell.com/licensing-assistance> to request Statistica 13.2 keys.

If you own Statistica Enterprise Server Compliance, download Statistica Document Management System 1.0.7.0 (SDMS) from <https://support.software.dell.com/statistica/13.2/download-new-releases>.

- Customers who have SDMS 1.0.6.0 installed can upgrade their installation.
Execute SDMS 1.0.7.0, which will upgrade the SDMS files.
- Customers who have SDMS 1.0.2.3 or 1.0.4.0 installed can upgrade their installation.

Upgrade instructions:

1. Upgrade the Statistica installation.
 2. Request “access code to add SDMS licensing” on <https://support.software.dell.com/licensing-assistance>.
 3. When you receive the access code, follow the emailed instructions on how to apply the code.
 4. Execute SDMS 1.0.7.0, which will upgrade the SDMS files.
 5. Copy ClientSTAT.tmp file from FlexLM server directory to SDMS server directory. The file should be renamed to stat.lic.
 6. Restart SDMS service.
- Customers with other versions of SDMS will need to uninstall and then install the new SDMS.

Product Licensing

Click the following link to access detailed instructions for activating your license:

<https://support.software.dell.com/statistica/kb/150908> .

Installation Instructions

Visit <https://support.software.dell.com/statistica/13.1/release-notes-guides> to access installation and configuration instructions.

More Resources

Additional information is available from the following:

- [Getting Started with Statistica](#)
- [Statistica User Forums](#)
- [Statistica Developer Network](#)

Globalization

This section contains information about installing and operating this product in non-English configurations, such as those needed by customers outside of North America. This section does not replace the materials about supported platforms and configurations, found elsewhere in the product documentation.

This release supports any single-byte or multi-byte character set. In this release, all product components should be configured to use the same or compatible character encodings, and should be installed to use the same locale and regional options. This release is targeted to support operations in the following regions: North America, Western Europe and Latin America, Central and Eastern Europe, Far-East Asia, Japan. It supports bidirectional writing (Arabic and Hebrew). The release supports Complex Script (Central Asia - India, Thailand).

About Dell

Dell listens to customers and delivers worldwide innovative technology, business solutions and services they trust and value. For more information, visit <http://www.software.dell.com>.

Contacting Dell

For sales or other inquiries, visit <http://software.dell.com/company/contact-us.aspx> or call 1-949-754-8000.

Technical Support Resources

Technical support is available to customers who have purchased Dell software with a valid maintenance contract and to customers who have trial versions. To access the Support Portal, go to <http://support.software.dell.com>.

The Support Portal provides self-help tools to help you solve problems quickly and independently, 24 hours a day, 365 days a year. In addition, the Support Portal provides direct access to product support engineers through an online Service Request system.


The Support Portal enables you to:


- Create, update, and manage Service Requests (cases)
- View Knowledge Base articles
- Obtain product notifications
- Download software. For trial software, go to <http://software.dell.com/trials>.
- View how-to videos
- Engage in community discussions
- Chat with a support engineer


Copyright © 2016 Dell Inc. All rights reserved.

This product is protected by U.S. and international copyright and intellectual property laws. Dell™, the Dell logo and Statistica are trademarks of Dell Inc. in the United States and/or other jurisdictions. Microsoft and Windows are either registered trademarks or trademarks of Microsoft Corporation in the United States and/or other countries. All other marks and names mentioned herein may be trademarks of their respective companies.

Legend

 **CAUTION:** A CAUTION icon indicates potential damage to hardware or loss of data if instructions are not followed.

 **WARNING:** A WARNING icon indicates a potential for property damage, personal injury, or death.

 **IMPORTANT, NOTE, TIP, MOBILE, or VIDEO:** An information icon indicates supporting information.